



**NICE AND ROUND**

**THE PRODUCT**

The ART-CASE series of cases with two basic shapes "round" and "oval" sets new standards in design and function. The various bottom and top parts give rise to interesting combinations and geometrical arrangements – for first-class visual pleasure!

**APPLICATIONS**

Ideal for indoor electrical and electronic applications, e.g. for transmission and reception units in building services management systems and building installations. Also in medical technology, computer peripherals, security technology etc.

**PROTECTION CLASS IP 40**

**YOUR ADVANTAGE**

Ergonomically shaped case design, ideal for wall mounting and desktop applications.

Bayonet locking technology in ART-CASE 110 F/H – rational and invisible from the outside. If required it can be additionally secured using the enclosed screws. Case assembly for ART-CASE 160 F/H with snap-in locking and screw fixture.

Flat top part with recessed operating area for the protection of the membrane keyboard.

Available with or without battery operation. Battery compartment for 2 x AAA batteries available as accessory.

2 different bases for differing set-up and installation angles. Practical for wall and desktop applications.

To prevent unauthorised removal, this can also be secured with a screw.

**STANDARD COLOUR**

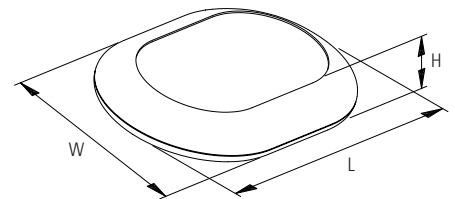
■ Off-white, RAL 9002.

**MAX. SIZE OF PCB**


ART-CASE	L x W in mm		top parts
	bottom parts "flush"	"desk"	
110 F/H	ø 86	ø 86	ø 82 / 58 x 58
160 F/H	–	–	108 x 64

(cutouts for pillars not taken into consideration)

Detailed drawings see our website.



## USED AS A TABLE-TOP UNIT OR WALL-MOUNTING SYSTEM



### VERSION

### ART-CASE 110 F/H

### ART-CASE 160 F/H

**I** Bottom part “flush”  
with battery compartment lid.



**II** Bottom part “desk”  
with battery compartment lid.



**III** Bottom part “desk” and  
base for 30° inclination.



**IV** Bottom part “desk” and  
base for 60° inclination.




## ENCLOSURES

Part-No.	ART-CASE	Outside dim. in mm			Version / Equipment (dim. in mm)*1				Material	
		L	W	H	bottom part	lid	recessed area	base		
B 50 11 007	110 F	110	110	30	I	"flush"	•	ø 72	–	ABS (UL 94 HB)
B 50 11 107	110 H	110	110	38	I	"flush"	•	–	–	ABS (UL 94 HB)
B 50 11 207	110 F	110	110	38	II	"desk"	•	ø 72	–	ABS (UL 94 HB)
B 50 11 307	110 H	110	110	41	II	"desk"	•	–	–	ABS (UL 94 HB)
B 50 11 407	110 F	110	110	63	III	"desk"	–	ø 72	• (30°)	ABS (UL 94 HB)
B 50 11 507	110 H	110	110	63	III	"desk"	–	–	• (30°)	ABS (UL 94 HB)
B 50 11 607	110 F	110	110	95	IV	"desk"	–	ø 72	• (60°)	ABS (UL 94 HB)
B 50 11 707	110 H	110	110	95	IV	"desk"	–	–	• (60°)	ABS (UL 94 HB)
B 50 16 207	160 F	160	110	38	II	"desk"	•	122 x 72	–	ABS (UL 94 HB)
B 50 16 307	160 H	160	110	41	II	"desk"	•	–	–	ABS (UL 94 HB)
B 50 16 407	160 F	160	110	63	III	"desk"	–	122 x 72	• (30°)	ABS (UL 94 HB)
B 50 16 507	160 H	160	110	63	III	"desk"	–	–	• (30°)	ABS (UL 94 HB)
B 50 16 607	160 F	160	110	95	IV	"desk"	–	122 x 72	• (60°)	ABS (UL 94 HB)
B 50 16 707	160 H	160	110	95	IV	"desk"	–	–	• (60°)	ABS (UL 94 HB)

## ACCESSORIES

Part-No.	Article	For enclosure ART-CASE	Version / Application
B 51 11 107	① Battery compartment	110, 160	off-white, for 2 x 1.5 V micro cells (AAA), incl. assembly kit
A 91 66 001	② Set of battery clips	batt. compartment	tin-plated, for 2 x 1.5 V micro cells (AAA)
A 91 66 002	③ Battery contact	batt. compartment	tin-plated, for a serial connection when using the set of battery clips (acc.)
A 91 66 003	④ Battery holder	batt. compartment	clamps down securely 2 x AAA (necessary for vers. III and IV with batt. compartment)
B 51 11 201	⑤ Set of screws	110, 160	4 x ø 2.5 x 5 mm, for mounting PCBs, base or battery compartment lid fixing



### NEW PRODUCT

- included

\*1 Note ART-CASE 110 F/H: Two self-tapping screws are also supplied to additionally secure the top and bottom parts.